


IIT Madras Alumni Charitable Trust
Assessment Year 2020-21
Statement Showing Income & Application of Funds for the year ended 31-03-2020

Particulars	Amount (in Rs.)	Amount (in Rs.)
Total Income as per Income & Expenditure A/C		38,82,33,586
Total Expenditure as per Income & Expenditure A/C	37,83,51,225	
Less: Depreciation	-	
Less: Corpus donation given to other Trust	3,00,00,000	
	34,83,51,225	
Add: Additions to Fixed Assets	-	34,83,51,225
Total Application of Income		34,83,51,225
Excess of Income over Expenditure		3,98,82,361
85% of Total Income	32,99,98,548	
Less: Expenditure	34,83,51,225	-1,83,52,677
(Excess) / Short Spent		-1,83,52,677



The Trust has to spend 85% of the Income as per the Provisions of Section 11. 85% of its Income works out to Rs.32,99,98,548/- (RS.38,82,33,586@85%). The Trust has spent Rs.34,83,51,225 which is in excess of Rs.32,99,98,548 by Rs.1,83,52,667.

Extracted as per the books of accounts
For **N.C. Rajagopal & Co.,**
No.22, Krishnaswamy Avenue , Luz Church Road,
Mylapore , Chennai 600 004
Firm Reg No:003398S

Mrs. Sumithra Ravichandran
(Partner)
Membership No: 204068


IIT Madras Alumni Charitable Trust
Assessment Year 2020-21
Balance Sheet as on 31-03-2020

Particulars	Sch No	Amount (in Rs.)	
		As on 31.03.2020	As on 31.03.2019
Sources of Funds			
Capital Fund	1	6,09,59,012	4,40,45,281
Endowment Funds	2	12,01,64,362	12,67,84,221
Current Liabilities	3	2,58,210	33,917
Total		18,13,81,584	17,08,63,419
Application of Funds			
Investments	4	10,28,74,024	9,06,86,221
Bank Deposits	5	4,04,73,080	6,43,73,080
Current Assets	6	3,80,34,480	1,58,04,118
Total		18,13,81,584	17,08,63,419

Extracted as per the books of accounts
For N.C. Rajagopal & Co.,
No.22, Krishnaswamy Avenue , Luz Church Road,
Mylapore , Chennai 600 004

Trustee  Trustee 

Mrs. Sumithra Ravichandran
(Partner)
Membership No: 204068



IIT Madras Alumni Charitable Trust
Assessment Year 2020-21
Income and Expenditure A/C for the year ended 31-03-2020

Particulars	Sch No	Amount (in Rs.)	
		As on 31.03.2020	As on 31.03.2019
Income			
Direct Income	7	37,92,12,236	12,03,27,701
Interest Income	8	90,21,349	1,47,88,236
Total	(A)	38,82,33,586	13,51,15,937
Expenditure			
Direct Expenses	9	36,31,40,911	15,34,16,496
Administrative Expenses	10	1,52,10,314	1,23,42,765
Total	(B)	37,83,51,225	16,57,59,261
Excess of Income over Expenditure (Transferred to Capital Fund)		98,82,361	-3,06,43,324

Extracted as per the books of accounts
For N.C. Rajagopal & Co.,
No.22, Krishnaswamy Avenue , Luz Church Road,
Mylapore , Chennai 600 004


Trustee


Trustee


Mrs. Sumithra Ravichandran
(Partner)
Membership No: 204068

IIT Madras Alumni Charitable Trust
Assessment Year 2020-21
Schedules Forming Part of Balance Sheet

Particulars	Amount (in Rs.)	Amount (in Rs.)
Schedule 1: Capital Funds		
Capital Fund		
Opening Balance		4,40,25,282
Add: Excess of Income over Expenditure		98,82,361
Add: Corpus Donation Transferred to Prof.M.S.Ananth Endowment		4,11,511
Add: Donations (Paid) - Transferred to		
General Alumni Endowment Fund	20,00,000	
Prof.M.S.Ananth Endowment Fund	6,50,000	26,50,000
Add: Salary and Incentive Paid		97,83,467
Less : Incentive and Medical Insurance (for Staff) expenses Transferred to Admin Fund		-25,53,517
Less: Interest Transferred to Endowment Funds		
General Admin Fund	6,18,511	
General Alumni Endowment Fund	13,76,694	
Prof.M.S.Ananth Endowment Fund	2,24,648	
Subramaniyan Rajalakshmi Indra Endowment Fund	83,057	
Innovation Fund	5,45,671	-28,48,581
Less : Corpus Donation Transferred to Prof.M.S.Ananth Endowment Fund		-4,11,511
Closing Balance		6,09,39,012
Corpus Fund	20,000	20,000
Total		6,09,59,012



IIT Madras Alumni Charitable Trust
Assessment Year 2020-21
Schedules Forming Part of Balance Sheet

Schedule 2 : Endowment Funds

Name of the Fund	64 Foundation Endowment Fund	E Gurukula Endowment Fund	General Admin Fund	General Alumni Endowment Fund	Prof. M.S. Ananth Endowment Fund	Innovation Fund	SRI Endowment	Prof Sampath Chair Fund	Total
Opening Balance	5,02,88,652	1,66,45,511	1,32,12,498	3,43,25,512	1,02,25,218	2,48,713	11,75,498	6,62,617	12,67,84,220
Add: Interest			6,18,511	13,76,694	2,24,648	5,45,671	83,057		28,48,581
Add: Amount from Capital Fund			25,53,517		4,11,511				25,53,517
Add: Donation Received									4,11,511
Add: Donation from Corpus Fund									
Less: Donation Paid			1,63,84,526	3,57,02,206	1,08,61,377	7,94,384	12,58,555	6,62,617	13,25,97,829
Less: Transferred to Capital Fund				20,00,000	6,50,000				26,50,000
Less: Expenses Incurred									
Closing Balance	5,02,88,652	1,66,45,511	66,01,059	3,37,02,206	1,02,11,377	7,94,384	12,58,555	6,62,617	12,01,64,362



Particulars	Amount	Amount (in Rs.)	
		As on 31.03.2020	As on 31.03.2019
Schedule 3: Current Liabilities			
Statutory Dues Payable			
TDS Payable	2,58,210	2,58,210	33,917
Total		2,58,210	33,917
Schedule 4: Investments			
Mutual Funds			
ICICI Prudential Floating Int Fund Growth-PALS	50,00,000		
IDFC Bond Fund Share Term Plan Grow Regular	4,12,50,000		
Sundaram Low Duration Fund Regular Daily Dividend	75,00,000		
ICICI Prudential Floating Interest Fund-PALS	20,00,000	5,57,50,000	5,37,50,000
Shares			
Sundaram Finance Ltd	1,01,87,803	1,01,87,803	-
Govt. of India Bonds	3,66,78,396		3,66,78,396
Unit Trust of India	2,57,825	3,69,36,221	2,57,825
Total		10,28,74,024	9,06,86,221

Schedule 5: Bank Deposits			
Axis Bank	83,32,426		
Axis Bank - General Alumni Endowment Fund	50,99,364		
Axis Bank - Madras Chapter	1,87,629		
Axis Bank - Prof Sampath Chair Fund	2,62,528		
Axis Bank - Chennai Flood FD	7,32,000		
Axis Bank - General Admin Fund FD	13,65,000		
Axis Bank - General Alumni Fund FD	22,00,000		
Axis Bank - Gurudakshina FD	19,75,000		
Axis Bank - Sarang Endowment Fund	3,00,000		
Axis Bank - Bioscience FD	1,75,000		
Axis Bank - Subramanian Rajalakshmi Indra FD	11,09,000		
Canara Bank - General Alumni Endowment Fund	93,92,674		
Canara Bank - Prof M.S.Ananth Endowment Fund	5,00,000		
Canara Bank - General Alumni Fund FD	10,00,000		
Canara Bank - FD 10082	20,00,000		
Innovation Fund FD	31,89,944		
TN Power Finance & Infrastructure Development Corp Ltd	20,26,958		
TN Transport Development Finance Corporation Ltd	6,25,557	4,04,73,080	6,43,73,080
Total		4,04,73,080	6,43,73,080




Schedule 6: Current Assets			
Advance (Loans)			
Demat Fees Advance	7,500		
Emmanual Robin J - PALS Imprest	77,909		
Sapna Poti	25,000		
Sujata Sundaresan	26	1,10,435	7,500
Sundry Debtors			
Naandi Foundation Titan Leap-PALS	29,500		
IITM Hostel Management Trust-PALS	29,223		
Orient Hotels Ltd	5,000	63,723	-
Accrued Interest			
Innovation Fund	1,76,146		
Madras Chapter	88,372		
Prof Sampath Chair FD	98,927		
General Alumni Fund FD	30,17,827		
Gurukula Project	2,88,367		
Prof.M.S.Ananth Endowment FD	3,23,443		
Chennai Flood FD	33,761		
General Admin Fund	17,20,559		
IIT Sarang Endowment	4,930		
Bioscience	90,330		
Subramaniyan Rajalakshmi	3,679		
Other Accrued Interest	46,63,398	1,05,09,739	70,21,848
TDS Receivable			
TDS	19,006		
TDS 2007-2008	36,939		
TDS 2011-12	58,722		
TDS 2013-2014	1,79,623		
TDS 2017-2018	-1,80,793		
TDS 2018-2019	9,37,874		
TDS 2019-2020	4,69,403	15,20,774	21,55,121
GST Input Tax		3,86,184	2,92,642
Other Current Advance			
Staff Advance	-	-	21,000
Cash Balance		2,311	3,381
Bank Balance			
Axis Bank A/C	10,14,780		
Axis Bank - FCRA A/C	2,40,15,464		
Canara Bank A/C	4,11,070	2,54,41,314	63,02,626
Total		3,80,34,480	1,58,04,118



IIT Madras Alumni Charitable Trust
Assessment Year 2020-21
Schedules Forming Part of Income & Expenditure A/C

Particulars	Amount	Amount (in Rs.)	
		As on 31.03.2020	As on 31.03.2019
Schedule 7: Direct Income			
Donation Received	11,29,32,501		9,52,20,587
Donation Received for PALS	49,95,500		67,36,300
Fees for Educational Seminar-PALS	12,57,300		8,52,966
Donation - Share sale proceeds	24,22,57,500		1,75,17,848
Donation - Shares received	1,77,69,435	37,92,12,236	
Total		37,92,12,236	12,03,27,701
Schedule 8: Interest Income			
Interest from Savings Bank A/C		14,14,547	
Interest on IT Refund		1,01,950	
Interest from Investments			
UTI	9,810		
GOI Bonds	30,90,500	31,00,310	
Interest from Fixed Deposit - Canara Bank and HDFC Bank			
Bio Science	42,579		
Capital Fund	10,72,456		
General Admin Fund	6,18,511		
General Alumni Endowment Fund	13,76,694		
Innovation Fund	5,45,671		
Madras Chapter	19,629		
MS Ananth Endowment	2,24,648		
Subramaniyan Rajalakshmi Endowment Fund	83,057	39,83,245	
FD INTEREST		67,526	
Profit from sale of Shares		2,90,131	
Dividend from Shares		63,640	1,47,88,236
Total		90,21,349	1,47,88,236
Schedule 9: Direct Expenses			
PALS Programme Expenses			
PALS ADVERTISEMENT	465		
PALS ALLOWANCE EXPENSES	5,000		
PALS BANNER PRINTING EXPENSES	2,080		
PALS CAR HIRE CHARGES	3,10,362		
PALS - CAR PARKING CHARGES	254		
PALS COMPUTER MAINTENANCE	2,400		
PALS- CONFERENCE TELEPHONE EXPENSES	26,066		
PALS - CONSULTANCY FEES	9,31,716		
PALS CONVEYANCE	22,943		
PALS EDUCATIONAL SERVICES	44,107		
PALS EVENT MATERIALS EXPENSES	2,683		
PALS FOOD EXPENSES	6,82,547		
PALS FURNITURES	28,060		
PALS GUEST HONOUR EXPENSES	3,012		
PALS- HALL HIRE CHARGES	1,36,896		
PALS HOARDING & BANNERS	5,200		
PALS HONORARIUM EXPENSES	2,01,750		
PALS HOSTEL ROOM HIRE CHARGES	3,14,797		
PALS HOTEL ROOM HIRE CHARGES	1,84,482		
PALS MEMENTOS EXPENSES	1,02,158		
PALS MISCELLANEOUS EXPENSES	24,179		
PALS PHOTO EXPENSES	13,500		
PALS POSTAGE EXPENSES	7,798		
PALS PRINTING AND STATIONERY	61,336		



PALS PRINTING CHARGES	25,406		
PALS PRINTING & STATIONERY	18,445		
PALS PRIZES AND AWARD DISTRIBUTION EXPS	5,000		
PALS PROGRAMME PROFESSIONAL FEES	30,000		
PALS PROGRAMME EXPENSES	84,697		
PALS SALARY	2,31,765		
PALS SUBSCRIPTION	6,894		
PALS TELEPHONE EXPENSES	7,566		
PALS TINKATHON EVENT	1,000		
PALS TRAVELLING EXPENSES	3,86,250		
PALS - VIDEO COVERAGE EXPENSES	2,70,237		
PALS WEBSITE CHARGES	20,000	42,01,052	
Donation Paid		32,61,89,859	
Donation Paid- Transferred to General Alumni Endowment Fund		20,00,000	
Donation Paid- Transferred to Prof.M.S.Ananth Endowment Fund		6,50,000	
Corpus Donation given to other Trust		3,00,00,000	
ALUMNI RELATIONS DEVELOPMENT EXPENSES		1,00,000	15,34,16,496
Total		36,31,40,911	15,34,16,496
Schedule 10: Administrative Expenses			
Audit Fees	5,900		
Bank Charges	15,529		
Boarding and Lodging Expenses	15,722		
Consultancy Fees	2,10,000		
Conveyance	1,43,585		
Fundoodata Expenses	44,840		
Handling Charges	731		
Incentive	24,69,000		
Medical Insurance for Staff	84,517		
Meeting Expenses	28,961		
Printing & Stationery	24,219		
Professional Charges	2,49,360		
PSU Conclave 2019	14,21,480		
Rates & Taxes	550		
Round Off	31		
Salary	99,03,467		
Securities Transaction Tax	7,900		
Staff Training Fees	2,950		
Staff Welfare Expenses	157		
Travelling Expenses	5,81,417	1,52,10,314	1,23,42,765
Total		1,52,10,314	1,23,42,765

