

**IIT Madras Alumni Charitable Trust**  
**Assessment Year 2019-2020**  
**Statement Showing Income & Application of Funds for the year ended 31-03-2019**

Particulars	Amount (in Rs.)	Amount (in Rs.)
Total Income as per Income & Expenditure A/C		13,51,15,937
Total Expenditure as per Income & Expenditure A/C	16,57,59,262	
Less: Depreciation	-	
Less: Short Spent of AY 2018-19	3,04,31,652	
	13,53,27,610	
Add: Additions to Fixed Assets	-	13,53,27,610
<b>Total Application of Income</b>		<b>13,53,27,610</b>
<b>Excess spent</b>		<b>-2,11,673</b>
85% of Total Income	11,48,48,546	
Less: Expenditure	13,53,27,610	-2,04,79,064
<b>(Excess) / Short Spent</b>		<b>-2,04,79,064</b>

The Trust has to spend 85% of the Income as per the Provisions of Section 11. 85% of its Income works out to Rs.11,48,48,546/- (RS.13,51,15,937@85%). The Trust has spent Rs.13,53,27,610 which is in excess of Rs.11,48,48,546 by Rs.2,04,79,064.

Extracted as per the books of accounts  
For **N.C. Rajagopal & Co.,**  
No.22, Krishnaswamy Avenue , Luz Church Road,  
Mylapore , Chennai 600 004

**Firm Reg No:**


*Sumithra Ravichandran*  
**Mrs. Sumithra Ravichandran**  
**( Partner )**  
**Membership No: 204068**





**IIT Madras Alumni Charitable Trust**  
**Assessment Year 2019-2020**  
**Balance Sheet as on 31-03-2019**

Particulars	Sch No	Amount (in Rs.)	
		As on 31.03.2019	As on 31.03.2018
<b>Sources of Funds</b>			
Capital Fund	1	4,40,45,281	9,18,75,636
Endowment Funds	2	12,67,84,221	10,95,97,190
Current Liabilities	3	33,917	-
<b>Total</b>		<b>17,08,63,419</b>	<b>20,14,72,826</b>
<b>Application of Funds</b>			
Invetsments	4	9,06,86,221	3,69,36,221
Bank Deposits	5	6,43,73,080	14,62,03,996
Current Assets	6	1,58,04,118	1,83,32,609
<b>Total</b>		<b>17,08,63,419</b>	<b>20,14,72,826</b>

Extracted as per the books of accounts  
For **N.C. Rajagopal & Co.,**  
No.22, Krishnaswamy Avenue , Luz Church Road,  
Mylapore , Chennai 600 004

  
Trustee



  
Trustee

  
**Mrs. Sumithra Ravichandran**  
(Partner)  
Membership No: 204068



**IIT Madras Alumni Charitable Trust**  
**Assessment Year 2019-2020**  
**Income and Expenditure A/C for the year ended 31-03-2019**

Particulars	Sch No	Amount (in Rs.)	
		As on 31.03.2019	As on 31.03.2018
<b>Income</b>			
Direct Income	7	12,03,27,701	10,58,10,483
Interest Income	8	1,47,88,236	54,52,285
<b>Total</b>	<b>(A)</b>	<b>13,51,15,937</b>	<b>11,12,62,768</b>
<b>Expenditure</b>			
Direct Expenses	9	15,34,16,496	6,31,37,457
Administrative Expenses	10	1,23,42,765	91,96,602
<b>Total</b>	<b>(B)</b>	<b>16,57,59,262</b>	<b>7,23,34,059</b>
<b>Excess of Income over Expenditure ( Transferred to Capital Fund )</b>		<b>-30643325</b>	<b>38928709</b>

   
Trustee Trustee

Extracted as per the books of accounts  
For N.C. Rajagopal & Co.,  
No.22, Krishnaswamy Avenue , Luz Church Road,  
Mylapore , Chennai 600 004

  
Mrs. Sumithra Ravichandran  
( Partner )  
Membership No: 204068





**IIT Madras Alumni Charitable Trust**  
**Assessment Year 2019-2020**  
**Schedules Forming Part of Balance Sheet**

Particulars	Amount (in Rs.)	Amount (in Rs.)
<b>Schedule 1: Capital Funds</b>		
Capital Fund		
Opening Balance		9,18,55,637
<b>Add:</b> Excess of Income over Expenditure		-3,06,43,325
<b>Add:</b> Donations (Paid) - Transferred to		
General Alumni Endowment Fund	3,00,000	
Prof.M.S.Ananth Endowment Fund	5,95,170	
Subramaniyan Rajalakshmi Indra Endowment Fund	18,000	9,13,170
<b>Add:</b> Salary and Incentive Paid		60,49,050
<b>Less:</b> Interest Transferred to Endowment Funds		
64 Foundation FD	6,28,889	
E Gurukula Endowment Fund	8,87,492	
General Admin Fund	5,98,582	
General Alumni Endowment Fund	15,82,567	
Prof.M.S.Ananth Endowment Fund	4,47,547	
Subramaniyan Rajalakshmi Indra Endowment Fund	76,368	
Innovation Fund	9,30,057	
Prof Sampath Chair Fund	25,630	-51,77,132
<b>Less :</b> Donation Transferred to Admin Fund		-5,86,118
<b>Less :</b> Donation Transferred to Admin Fund		-1,83,86,000
Closing Balance		4,40,25,281
<b>Corpus Fund</b>	20,000	20,000
<b>Total</b>		<b>4,40,45,281</b>



**IIT Madras Alumni Charitable Trust**  
Assessment Year 2019-2020  
Schedules Forming Part of Balance Sheet

**Schedule 2 : Endowment Funds**

Name of the Fund	64 Foundation Endowment Fund	E Gurukula Endowment Fund	General Admin Fund	General Alumni Endowment Fund	Prof.M.S.Ananth Endowment Fund	Innovation Fund	SRI Endowment	Prof Sampath Chair Fund	Total
<b>Opening Balance</b>	4,96,59,763	1,57,58,019	-3,09,151	3,30,42,945	1,03,72,841	-6,81,344	11,17,130	6,36,987	10,95,97,190
Add: Interest	6,28,889	8,87,492	5,98,582	15,82,567	4,47,547	9,30,057	76,368	25,630	51,77,132
Add: Amount from Capital Fund			1,89,72,118						1,89,72,118
Add: Donation Received									
Add: Donation from Corpus Fund									
Less: Donation Paid	5,02,88,652	1,66,45,511	1,92,61,549	3,46,25,511	1,08,20,388	2,48,713	11,93,498	6,62,617	13,37,46,441
Less: Transferred to Capital Fund			60,49,050	3,00,000	5,95,170		18,000		9,13,170
Less: Expenses Incurred									60,49,050
<b>Closing Balance</b>	<b>5,02,88,652</b>	<b>1,66,45,511</b>	<b>1,32,12,499</b>	<b>3,43,25,511</b>	<b>1,02,25,218</b>	<b>2,48,713</b>	<b>11,75,498</b>	<b>6,62,617</b>	<b>12,67,84,221</b>





Particulars	Amount	Amount (in Rs.)	
		As on 31.03.2019	As on 31.03.2018
<b>Schedule 3: Current Liabilities</b>			
Statutory Dues Payable			
TDS Payable	-	33,917	-
<b>Total</b>		<b>33,917</b>	<b>-</b>
<b>Schedule 4: Investments</b>			
Mutual Funds			
ICICI Prudential Floating Int Fund Growth	50,00,000		
IDFC Bond Fund Share Term Plan Grow Regular	4,12,50,000		
Sundaram Low Duration Fund Regular Daily Dividend	75,00,000	5,37,50,000	-
Govt. of India Bonds	3,66,78,396		3,66,78,396
Unit Trust of India	2,57,825	3,69,36,221	2,57,825
<b>Total</b>		<b>9,06,86,221</b>	<b>3,69,36,221</b>
<b>Schedule 5: Bank Deposits</b>			
Axis Bank	2,43,32,426		
Axis Bank - Capital Fund	-		
Axis Bank - General Alumni Endownmen Fund	50,99,364		
Axis Bank - Madras Chapter	1,87,629		
Axis Bank - Prof Sampath Chair Fund	2,62,528		
Axis Bank - Chennai Flood FD	7,32,000		
Axis Bank - General Admin Fund FD	13,65,000		
Axis Bank - General Alumni Fund FD	22,00,000		
Axis Bank - Gurudakshina FD	19,75,000		
Axis Bank - Sarang Endowment Fund	3,00,000		
Axis Bank - Bioscience FD	1,75,000		
Axis Bank - Subramanian Rajalakshmi Indra FD	11,09,000		
Axis Bank - Biological Systems Engineering	-		
Axis Bank - Gopalakrishna Deshpande	-		
Canara Bank - 64 Foundation Endowment Fund	-		
Canara Bank - Capital Fund	-		
Canara Bank - E Gurukula Fund	-		
Canara Bank - General Alumni Endownment Fund	93,92,674		
Canara Bank - Prof M.S.Ananth Endowment Fund	5,00,000		
Canara Bank - General Alumni Fund FD	10,00,000		
Canara Bank - FD 10082	20,00,000		
Innovation Fund FD	1,10,89,944		
TN Power Finance & Infrastructure Development Corp Ltd	20,26,958		
TN Transport Development Finance Corporation Ltd	6,25,557	6,43,73,080	14,62,03,996
<b>Total</b>		<b>6,43,73,080</b>	<b>14,62,03,996</b>



Schedule 6: Current Assets			
<b>Advance (Loans)</b>			
Demat Fees Advance	7,500	7,500	7,500
<b>Accrued Interest</b>			
64 Foundation FD	-		
Innovation Fund	-2,29,362		
Madras Chapter	70,706		
Prof Sampath Chair FD	98,927		
General Alumni Fund FD	17,34,218		
Gurukula Project	2,88,367		
Prof.M.S.Ananth Endowment FD	1,16,521		
Chennai Flood FD	33,761		
General Admin Fund	11,63,541		
IIT Sarang Endowment	4,930		
Bioscience	52,009		
Biological Science	-		
Gopalakrishna Deshpande	-		
Subramaniam Rajalakshmi	-		
1970 Corpus	-		
Other Accrued Interest	36,88,230	70,21,848	1,12,30,028
<b>TDS Receivable</b>			
TDS	19,006		
TDS 2007-2008	36,939		
TDS 2011-12	58,722		
TDS 2013-2014	1,79,623		
TDS 2015-2016	-		
TDS 2016-2017	4,93,960		
TDS 2017-2018	4,28,997		
TDS 2018-2019	9,37,874	21,55,121	14,19,261
<b>GST Input Tax</b>		2,92,642	-
<b>Other Current Advance</b>			
Staff Advance	21,000	21,000	54,000
<b>Cash Balance</b>		3,381	19,941
<b>Bank Balance</b>			
Axis Bank A/C	18,48,673		
Axis Bank - FCRA A/C	40,56,668		
Canara Bank A/C	3,97,285	63,02,626	56,01,879
<b>Total</b>		<b>1,58,04,118</b>	<b>1,83,32,609</b>





**IIT Madras Alumni Charitable Trust**  
**Assessment Year 2019-2020**  
**Schedules Forming Part of Income & Expenditure A/C**

Particulars	Amount	Amount (in Rs.)	
		As on 31.03.2019	As on 31.03.2018
<b>Schedule 7: Direct Income</b>			
Donation Received	10,19,56,887		
Fees for Educational Seminar	8,52,966		
Reimbursement of Expenses - PALS	-		
Donation - Shares	1,75,17,848	12,03,27,701	10,58,10,483
<b>Total</b>		<b>12,03,27,701</b>	<b>10,58,10,483</b>
<b>Schedule 8: Interest Income</b>			
Interest from Savings Bank A/C		9,35,974	
Interest on IT Refund		-	
Interest from Investments			
UTI	8,919		
GOI Bonds	30,90,500	30,99,419	
Interest from Fixed Deposit - Canara Bank and HDFC Bank			
1967 Batch Fund	-		
1970 Corpus Fund	-		
64 Foundation	6,28,889		
Biological Systems	7,69,865		
Bio Science	99,262		
Capital Fund	19,91,692		
Chennai Flood Fund	-		
General Admin Fund	5,98,582		
General Alumni Endowment Fund	15,82,567		
Gopalakrishna Deshpande	12,87,489		
Gurukula Project	8,87,492		
Innovation Fund	9,30,057		
Madras Chapter	18,319		
MS Ananth Endowment	4,47,547		
Professor Sampath Chair	25,630		
Sarang Endowment Fund	-		
Subramaniyan Rajalakshmi Endowment Fund	76,368	93,43,759	
Income from sale of Shares		13,73,534	
Dividend from Shares		35,550	54,52,285
<b>Total</b>		<b>1,47,88,236</b>	<b>54,52,285</b>
<b>Schedule 9: Direct Expenses</b>			
<b>PALS Programme Expenses</b>			
PALS ALLOWANCE EXPENSES	5,000		
PALS BANK CHARGES	236		
PALS BANNER PRINTING EXPENSES	6,460		
PALS - BUS HIRE CHARGES	8,000		
PALS CAR HIRE CHARGES	28,400		
PALS - CAR HIRE CHARGES GST 5%	1,13,926		
PALS - CAR PARKING CHARGES	388		
PALS- CONFERENCE TELEPHONE EXPENSES	12,500		
PALS - CONSULTANCY FEES	4,76,664		
PALS CONVEYANCE	20,164		
PALS FOOD EXPENSES	2,07,395		
PALS-FOOD EXPENSES GST 18%	1,28,800		
PALS FOOD EXPENSES GST 5%	90,407		
PALS - FURNITURE HIRE CHARGES	61,940		
PALS FURNITURE HIRE CHARGES GST 18%	14,610		
PALS- HALL HIRE CHARGES	60,705		





PALS HALL HIRE CHARGES GST 18%	16,950		
PALS HONORARIUM EXPENSES	1,25,100		
PALS HOSTEL ROOM HIRE CHARGES	1,01,175		
PALS HOTEL ROOM CHARGES GST 12%	28,022		
PALS HOTEL ROOM CHARGES GST 18%	2,520		
PALS HOTEL ROOM HIRE CHARGES	6,604		
PALS INCENTIV E	35,000		
PALS INNOWAH PRIZES	2,00,000		
PALS INNOWAH PROGRAMME EXPS	9,450		
PALS MEDIA EXPENSES GST 18%	40,000		
PALS MEMENTOS EXPENSES	1,38,069		
PALS MEMENTOS EXPS GST 12%	21,500		
PALS MEMENTOS GST 18%	22,500		
PALS MISCELLANEOUS EXPENSES	16,663		
PALS PHOTO EXPNESES	14,000		
PALS POSTAGE EXPENSES	22		
PALS PRINTING CHARGES	59,923		
PALS PRINTING & STATIONERY GST 12%	5,593		
PALS PRINTING & STATIONERY GST 18%	14,878		
PALS PRIZES TO STUDENTS	49,900		
PALS PROGRAMME COLLEGE EXPENSES	2,08,800		
PALS PROGRAMME EXPENSES	39,200		
PALS SALARY	1,43,678		
PALS TELEPHONE EXPENSES	2,487		
PALS TRANSLATION CHARGES	3,000		
PALS TRAVELLING EXPENSES	62,348		
PALS TRAVELLING EXPENSES IGST 5%	6,600		
PALS - VIDEO COVERAGE EXPENSES	69,000		
PALS VIDEO COVERAGE EXPENSES GST 18%	58,500		
PALS WEBSITE CHARGES	12,354	27,49,431	
Donation Paid		14,88,39,303	
Website Charges		-	
ALUMNI RELATIONS DEVELOPMENT EXPENSES		18,27,762	6,31,37,457
<b>Total</b>		<b>15,34,16,496</b>	<b>6,31,37,457</b>
<b>Schedule 10: Administrative Expenses</b>			
Audit Fees	5,900		
Bank Charges	13,924		
Consultancy Fees	7,26,009		
Conveyance	43,197		
CSR Conclave	22,09,718		
Dinner Host Expenses	65,500		
Handling Charges	13,022		
Incentive	17,28,246		
Madras Chapter	3,000		
Medical Insurance Development Office	39,330		
Meeting Expenses	762		
Postage & Courier	13,017		
Printing & Stationery	2,630		
Professional Charges	1,41,903		
Rates & Taxes	1,261		
Round Off	13		
Salary	67,65,111		
Staff Training Fees	89		
Securities Transaction Tax	18,957		
Telephone Charges	-		
Travelling Expenses	5,51,177	1,23,42,765	91,96,602
<b>Total</b>		<b>1,23,42,765</b>	<b>91,96,602</b>

